



Wood Pipe Check Sheet

Date: ___/___/___



TOTAL PIPE ORGAN RESOURCES

P.O. Box 8325 * Erie, PA 16505-0325
 (814) 835-2244 Voice * (814) 838-0349 Fax

- Quote Only
- Order

Customer: _____

Order Number: _____

Project Name: _____

NOTE: Please make an effort to provide us with a reasonable delivery date. We will make every effort to meet or exceed that date. Our typical production time on Wood Pipes is 60 to 90 days average. Complete details and deposit must accompany the order to be placed in production.

PLEASE SEE PAGE 3 FOR ADDITIONAL DETAILS ON TUNER STYLE AND STANDARD CONSTRUCTION TECHNIQUES

Stop Name	Scale	Total # of Pipes	# Wood	Species of Wood (Poplar is Default)	Metal Pipes (50%/30%)	Mouth Style	Voiced?	Wind Pressure	Special Instructions (Display or Façade?)
1									
2									
3									
4									
5									
6									
7									
8									
9									
10									

Foot Locations (See Next Page for OSI Standard Chart)

- OSI Standard 16' (Centered in Block, Left to Right, **FRONT TO BACK PER CHART**)
- OSI Standard 8' (Centered in Block, **WITHOUT CAP**)
- Centered in Block, **WITHOUT CAP**
- Centered in Block, **WITH CAP**
- Other: My locations and details are attached

Finish

- Clear Lacquer (Default)
- Amber Shellac
- Brown Stain
- Finished to Sample

Mouth Style Options

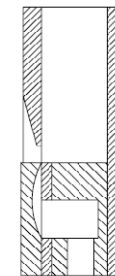
- >Standard
- >Inverted
- >Special (Details Attached)

Pipe Feet

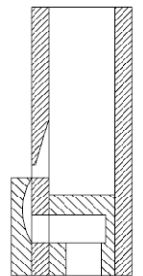
- 6" Pipe Feet with Shellac Finish (Default)
- Unfinished
- Do Not Bore Pipes; No Feet Supplied
- Special Foot Lengths (Details Attached)
- Special Sizes (Details Attached)
- I Would Like Gate Vales other than the Standard Schedule (Details Attached)

Stoppers (Where Applicable)

- Standard
- Straight Dowel
- Pierced Straight Dowel (Rohr)
- Other: _____



STANDARD



INVERTED

Install Pipe Hooks on 16' and 8' Open Pipes

- 3/16" Galvanized Wire (Wood)
- Other: _____

Please Provide Hook Height Dimensions from
Toe of Pipe to Bottom of Hook

Are these Pipes to be Racked on OSI Chests?

- Yes
- No

Voicing (All Pipes Voiced at A=440 @ 70 Degrees Unless Otherwise Specified)

- Voiced (Standard)
- Cut-Up per Instructions, Unvoiced
- Unvoiced with Pipemaker's Cut-Up

Chest Type

- Pitman/Pouch
- Slider
- Electro-Mechanical

ELEVATION! - (if over 1000 foot above sea level)
_____ Feet

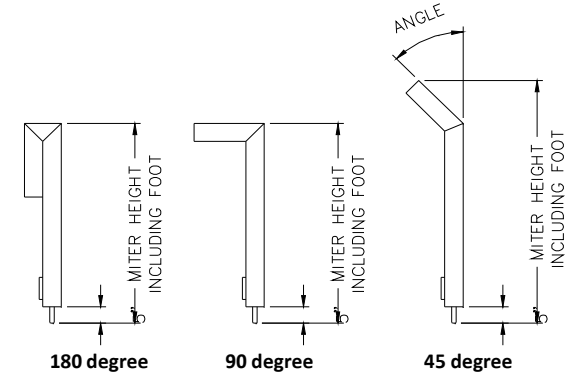
WAIT! I have height restrictions!

Please Miter pipes to _____ High Overall

Please List Ranks and Pipe Numers to be shortened

- 1 _____ # _____ to _____
- 2 _____ # _____ to _____
- 3 _____ # _____ to _____

Mitering Instructions



Miter Over

- Front Left
- Back Right

Tuner Slot Location

- Front
- Back

Voicing Instructions/Special Details: Items to consider, Room Size, Acoustics, Pipe Location (Chamer, Encased, Exposed, Builder, Date and Current Stop List, Metal Thickness, Cut-Ups, Nicking, Open Toe, Variable Scale Requirements, Mixture Composition

Signature

Date _____

In order to release this information for production scheduling, a customer's signature and date **MUST** be present. By signing this document you are authorizing OSI to begin work on this project and verifying all information to be accurate. **If additional notes are required, please provide on a separate sheet.**

Pipe Worksheet and Information Page

WOOD PIPE CONSTRUCTION (Page 9-13 OSI Catalog)

Pipes Pitch/Stop	Scale	I.D. Inches	I.D. mm	Metal Ø		Number of	
				mm	Metal Sc	Wood	S.M.
32' Bourdon	#1	13" x 17"	330 x 432	426	21	12	
16' Wood Open	#1	10" x 13"	254 x 330	327	27	12	
16' Bourdon	#1	8" x 9-1/2"	203 x 241	250	33	12	
	#2	7" x 8-1/2"	178 x 216	221	36	12	
	#3	6" x 7-1/2"	152 x 191	192	39	12	
	#4	5-1/2" x 7"	140 x 178	178	41	12	
	#5	5" x 6-1/2"	127 x 165	163	43	12	
8' Gedeckt	#1	4-3/4" x 5-11/16"	121 x 145	150	45	49	12
	#2	4" x 5"	102 x 127	128	48	49	12
	#3	3-5/8" x 4-5/8"	92 x 118	117	50	49	12
	#4	3-3/8" x 4-1/2"	86 x 114	118	52	49	12
	#5	3" x 4"	76 x 102	99	54	49	12
8' Ludwigtone	#4	1-3/4" x 4-1/4"	45x108	79	60	42	38
4' Flute d'Amour	#3	2-3/16" x 3"	56 x 73	73	61	37	24
4' Rohrflöte	#3	2-3/16" x 3"	56 x 73	73	61	37	24
8' Melodia	#4	3-3/8" x 4-1/2"	86 x 114	118	52	61	
8' Hohlflöte	#4	3-3/8" x 4-1/2"	86 x 114	118	52	61	
8' Harmonic Flute	#4	3-3/8" x 4-1/2"	86 x 114	118	52	61	
4' Melodia	#3	2-3/16" x 3"	56 x 76	73	61	49	12
4' Harmonic Flute	#3	2-3/16" x 3"	56 x 76	73	61	49	12

8' Gedeckt	#1-49 Stopped Wood, #50-61 Open Metal
4' Gedeckt	#1-37 Stopped Wood, #38-61 Open Metal
8' Ludwigtone	#1-12 Stopped Wood, #13-42 Open Wood, #43-61 S.M (Double Pipes)
4' Rohrflöte	#1-37 Stopped Wood with Pierced Stoppers, #38-61 Open Metal
8' Melodia/Hohlflöte	#1-12 Stopped Wood, #13-61 Open Wood
4' Melodia/Hohlflöte	#1-49 Open Wood, #50-61 Open Metal
8' Harmonic Flute	#1-12 Stopped Wood, #13-36 Open Wood, #37-61 Harmonic Wood
4' Harmonic Flute	#1-24 Open Wood, #25-49 Harmonic Wood, #50-61 Harmonic Metal

Circumference = π D

Area of Circle = πr²

Area of Wood Pipe = W x D

Sqrt(Area of Wood Pipe/3.1416) x 2 = Diameter of Metal Pipe

Average Pipe Weights - Crated

	LBS
16' Bourdon, 12 note	538
16' Bourdon, 32 note	698
8' Bourdon, 12 note	160
8' Bourdon, 61 note	246

Wood Pipe Material OSI Standard Construction

Wood Pipes constructed from Clear Poplar with Hardwood (Walnut) Windways and Caps. Pipes and Caps available in other wood species on request.

Mouth Style

Standard (English Style) mouths are customarily used on stopped wood pipes in conjunction with a flat or level block. The windway is normally cut in the cap.

Inverted mouths are generally used on open wood pipes in conjunction with sunken block. The windway is cut in the cap.

Tuning Methods

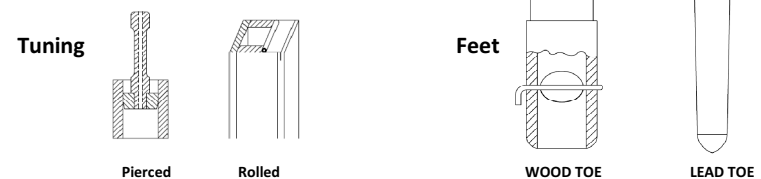
Stopped wood pipes have a turned handle attached to an end grain stopper in 4' pitch and smaller pipes. Larger pipes, plywood is employed for the stopper. Stoppers from 4' and smaller are leathered. 4' and longer use leather with felt backing. Wood Rohrflöte pipes have pierced (drilled) stopper handles.

Tuning open wood flutes is by a piece of common metal attached across the top of the pipe and rolled for tuning.

Overlength open wood pipes may be slotted and fitted with a wood slide

Feet

Wood pipes of 32' and 16' pitch have wood toe pipe feet with butterfly valve. Metal toe pipe feet, regulated by the size of the hole in the lead toe, normally furnished on pipes of 8' pitch and smaller.



OSI Standard Foot Locations for 16' Stopped Pipes

Dimensions given are from back of pipe. Foot is centered side to side

Note	Scale 1 & 2	Scale 3 & 4	Scale 5	Toe ID 1 & 2	Toe ID 3 & 4	Toe ID 5
#1-4	4-1/2"	4"	3-1/2"	2"	1-3/4"	1-1/2"
#5-6	4"	3-1/2"	3-1/2"	1-3/4"	1-1/2"	1-1/2"
#7-8	4"	3-1/2"	3"	1-3/4"	1-1/2"	1-1/4"
#9-12	3-1/2"	3"	3"	1-1/2"	1-1/4"	1-1/4"