



Console Check Sheet

Date: ___/___/___



P.O. Box 8325 * Erie, PA 16505-0325
(814) 835-2244 Voice * (814) 838-0349 Fax

- Quote Only
- Order

Customer: _____

Order Number: _____

Project Name: _____

Case Accommodates:

- Tilting Tablet/Stopkey
- Drawknob English
- Drawknob French Terrace

Manual Keyboards

- 2 Manual
- 3 Manual
- 4 Manual
- 5 Manual

Case Wood:

- White Oak
- Red Oak
- Mahogany
- Walnut
- Other: _____

Interior Trim:

- Mahogany (Standard)
- Walnut
- Other: _____

Panels:

- Plain Sides, No Panels
- Recessed
- Raised
- Carved - Details Required

Mechanical Controls:

- Stopkeys (#) _____
Style:
 - No. 20
 - No. 22
 - No. 23
 - Syndyne
 - Peterson
- Tilting Tablets (#) _____
 - OSI (Standard)
 - Peterson
 - Harris
 - Other: _____
- Drawknobs (#) _____
Style:
 - Syndyne (Standard)
 - Peterson
 - Harris
 - Other: _____

Wire Out/Electrical:

- Unwired
- All components Wired to Spreaders
- Wired and Tested to Customer's Control System
Manufacturer: _____
- Wired and Tested to OSI Furnished Control System
Manufacturer: _____

Accessories

- Include Console Power Supply Other: _____
- Include AC Control Box Other: _____
- Include Key Switch
- Include On/Off Switch

Engraving:

- White
- Ivory

Font:

- Standard Block
- Other: _____

Nameplates - (Square Standard)

- I would like that the nameplates have rounded ends (Skinneresque)

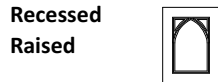

Is OSI to furnish all non-standard/third party equipment?

- Yes (if NO, the following will be customer supplied)
- No


- Stop Actions
- Engraving
- Other: _____
- Other: _____

Finishing:

- Unfinished
- Finished to Sample: Provided ___/___/___
(Please provide Interior and Exterior Finish Samples)



Carved > See Examples
(Det Req)

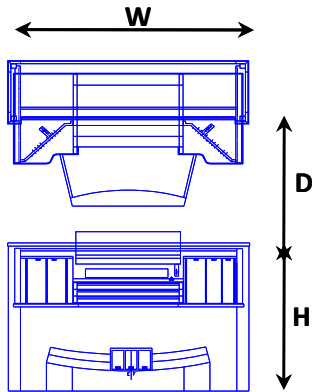


Console is to be Movable

- Please provide External Console Dolly
- Please provide Built-In Console Dolly

Case Dimensions

- Let the Layout Determine Size
- Short As Possible
- Narrow As Possible
- I have restrictions see Drawing Below



W= _____
 D= _____
 H= _____

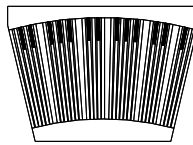
Pedal Light

- Flourescent (Standard)
- Other: _____

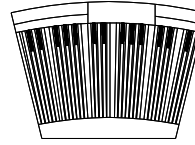
Pedalboard

- **** **32 Note, Style #1 Pedalboard (Standard)**
- Please Provide Style #2 Pedalboard
 - Synthetic Sharps (Standard)
 - Wood Sharps, Species: _____
 - Veneer All Vertical Surfaces
 - Special: _____
 - For Flat Knee Panel
 - For Curved Knee Panel

Flat



Curved



Contacts

- 4-Wire
- 6-Wire
- PEM Reed Switch

Toe Pistons (#) _____

- OSI
- Reisner
- Syndyne
- Harris (Terraces Required)
- Other: _____
- Install OSI/Reisner/Syndyne Toe Pistons On Terraces

Toe Paddles (#) _____

- Harris
- Other: _____

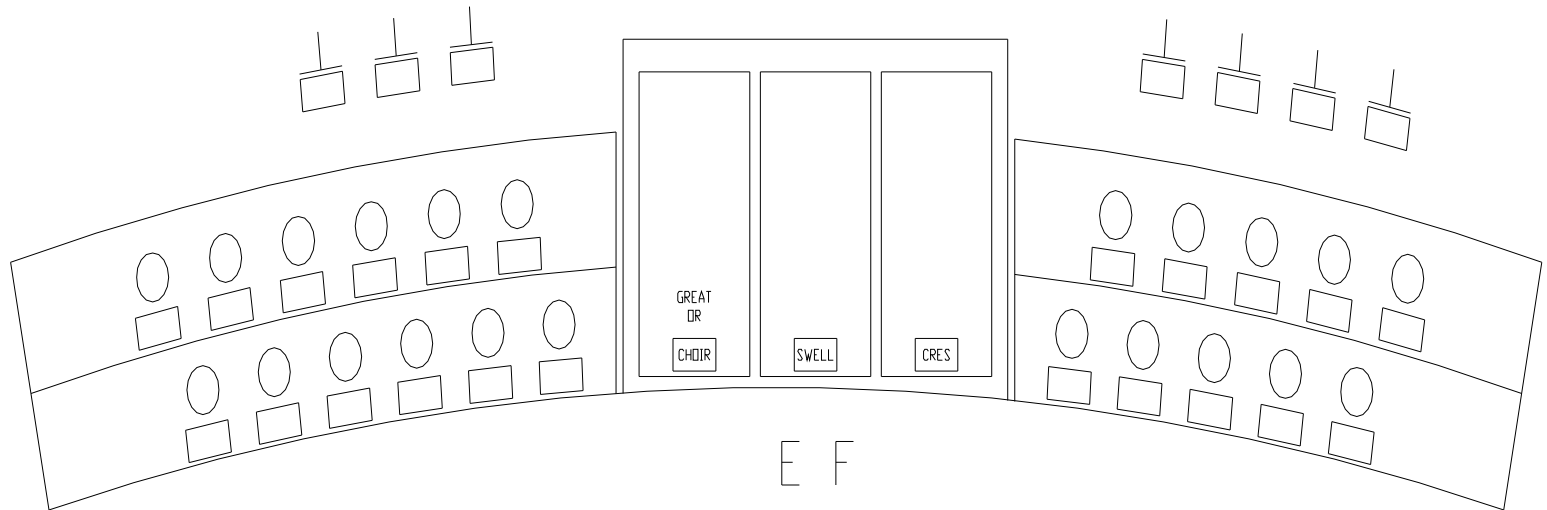
Shoes (#) _____

- OSI
- Reisner
- Harris
- Walker
- Other: _____
- Crescendo
- Swell
- Choir
- Great
- Solo
- Other: _____

Shoe Contacts

- Roller, # Contacts _____
- Potentiometer
- Other: _____

Please Provide Location for Knee Panel Controls



Organ Stop List/Chamber Analysis - including any digital stops

Division 1	
1	
2	
3	
4	
5	
6	
7	
8	
9	
10	
11	
12	
13	
14	
15	

Notes Not on Primary

Division 3	
1	
2	
3	
4	
5	
6	
7	
8	
9	
10	
11	
12	
13	
14	
15	

Notes Not on Primary

Division 2	
1	
2	
3	
4	
5	
6	
7	
8	
9	
10	
11	
12	
13	
14	
15	

Division 4	
1	
2	
3	
4	
5	
6	
7	
8	
9	
10	
11	
12	
13	
14	
15	

Please provide an installed accurate count for all magnets in the organ. If a stop is part of the primary, please count as 1.

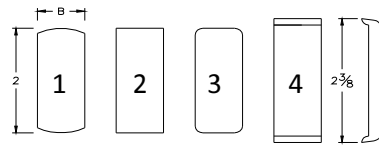
- This organ has a Antiphonal/Echo/Remote Division
- Please retain and test entire control system
- Only test the Console portion of the control system, we require the drivers for installation
- Organ is in ___ separate locations

Interior Appointments

Tilting Tablet Style

- Style 1
- Style 2
- Style 3
- Style 4

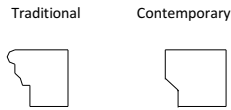
*Style 4 Width = 7/8" All others B = 3/4"



- 3/4" Wide (Standard)
- 5/8" Wide

Frame

- Traditional
- Contemporary



Finish

- Black Frame
- Walnut Finished to Sample

Left to Right Rotation

(_ _ _ _ _)

D= Display

- I have a control display to be inserted in the TT Assembly
Manufacturer: _____

***Rolltop with Lock on appropriate console style is standard**

- I do not want a roll top

Signature

Date: _____

In order to release this information for production scheduling, a customer's signature and date MUST be present. By signing this document you are authorizing OSI to begin work on this project and verifying all information to be accurate.

If additional Notes are required, please provide on a separate sheet

Bargraphs

- None
- Crescendo (green)
- Expressive Divisions (yellow)

Control Panels

- Customer's Clock Installed
- Control Panel
- Record/Playback
- USB
- Provide Under Desk Drawer for Mounting Controls
- Left Side
- Right Side

Indicator Lights

- Current (white)
- Crescendo (green)
- Sforzando (red)
- Other: _____

Bench

- Standard
- Gateleg
- Add Adjustable
- Add Motorized Adj.
- Add Backrest
- w/ Legs Panels Matched to Console (Standard Bench Only)

- Standard Barrel Style
- LED

Music Rack - Lighted Music Desk Standard

- Acrylic (Standard)
- Wood
- Glass
- Without Light

Note about Console Delivery

Console Construction and Testing takes approximately 90 Days from time of start. Due to the high amount of detail required to hand craft your console, production does not begin until all details are signed and approved by the customer.

Please allow ample time for the building of a console.

If you have special requirements for schedule, please discuss with an OSI Representative, we will be happy to make any accomodations necessary for your schedule.